

Best Practices with MR-SPOT® Skin Markers



A localizer scan shows an MR-SPOT® skin marker, adhered to the patient and correlating to vertebral level T2.

Communicating Vertebral Levels on Thoracic Studies

Applying skin marker directly to patient vs. coil reduces chance of miscount for the most accurate and effective way of establishing vertebral level.

A marker attached to a coil may result in a miscount on a thoracic study:



1A.
A localizer scan shows a marker attached to a coil, in a fixed position at vertebral level T6.



1B.
Sequence is run and marker attached to the coil correlates to vertebral level T6.



1C.
Between sequences the patient shifts to a more comfortable position. Sequence is then run and marker attached to the coil now correlates to level T3.



1D.
For demonstration purposes only, a localizer scan is run to confirm the change in the level the marker now correlates to.

MR-SPOT® skin markers attached directly to the patient is the most accurate method for marking a thoracic spine:



2A.
A localizer scan shows an MR-SPOT® skin marker, adhered to the patient and correlating to vertebral level T2.



2B.
Sequence is run and the MR-SPOT® skin marker on the patient correlates to vertebral level T2.



2C.
Between sequences the patient shifts to a more comfortable position. Sequence is then run and the MR-SPOT® skin marker attached to the patient still correlates to level T2.



2D.
For demonstration purposes only, a localizer scan is run to confirm that the MR-SPOT® skin marker still identifies vertebral level T2.

Beekley Medical® recommends either MR-SPOT® [REF] 121 or MR-SPOT Packets™ [REF] 184 for thoracic spine studies for the following reasons:




- **Stays with patient:** Helps reduce risk of miscount if patient moves or shifts position.
- **Images on every sequence:** Eliminates need to refer back to prior sequences for reference point.
- **Perfect length for exam:** Spans entire vertebral column and will image on every sagittal slice.

Manufactured by Beekley Corporation
One Prestige Lane, Bristol, CT 06010-7454 USA
Tel: 1.800.233.5539 or +1.860.583.4700 Fax: 1.800.735.1234 beekley.com

BEEKLEY, BEEKLEY MEDICAL, MR-SPOT, SPOT, the PACKET product configuration, and WHEN YOUR DIAGNOSIS MUST BE RIGHT are Reg. U.S. Pat. & Tm. Off. BEEKLEY and SPOT are Registered Community Trademarks. BEEKLEY is a registered trademark in Canada. MR-SPOT PACKETS is an unregistered trademark of Beekley Corporation.

© 2023 Beekley Corporation. All rights reserved.

WARNINGS AND PRECAUTIONS:

- Single Patient Use Only; Do Not Reuse 
- External Use Only; Do Not Ingest or Swallow
- Do Not Place on Compromised Skin
- Remove After Use
- Not made with natural rubber latex
- Lead-Free 
- Non-Sterile 

   EMERGO EUROPE
Westervoortsedijk 60
6827 AT Arnhem
The Netherlands

REV: MRS_JSC-BP-WEB_0723